

NAME

Gold Coast Landmarks YEAR 1



Q1 DECK
AS FAR AS THE EYE CAN SEE



Landmarks I can see...

ACTIVITY

1

AT QDECK

Draw four different landmarks you can see at QDeck in the boxes below.



LANDMARK - A well-known building or location

What can you see?

ACTIVITY
2

AT QDECK

Circle the objects that you can see

CAR



BUILDINGS



BOAT



TREE



DOG



BETLE



BIKE





HELICOPTER



TRAFFIC LIGHTS



Look for these objects and record how many you see in the table below.


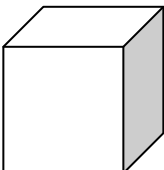
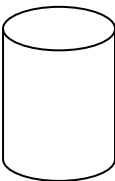

Buses 	Cars 	Boats 	Bikes 

Shapes Hunt

ACTIVITY
3

AT QDECK

Can you find these shapes? Draw two objects that you can see.

Shape		Objects	
Shape	Object 1	Object 2	
<p>Sphere</p> 			
<p>Cube</p> 			
<p>Cylinder</p> 			
<p>Cone</p> 			

Finding Patterns

ACTIVITY
4

AT QDECK

In the boxes below draw four different patterns you can see.

Comparing

Draw the objects that are:


Bigger	Smaller
Longer	Shorter
Heavier	Lighter

My Visit to QDeck

ACTIVITY
5

POST VISIT ACTIVITY

Draw a picture and write a story about your visit to QDeck.



Gold Coast in the future

ACTIVITY
6

POST VISIT ACTIVITY

Draw a picture of what you think the Gold Coast will look like in twenty years. Explain why.

